

MEETING AGENDA

Meeting / Project Name: SUD All County Quarterly MOU Meeting

Objective of Meeting: The purpose of this quarterly meeting is to facilitate effective collaboration and continuous improvement in all areas covered by the MOU between Managed Care Plan (MCP) and DMC State Plan and DMC-ODS Counties.

Date: November 20, 2025

Time: 9-10AM

Location: Webex

Facilitator: Nicole Escobar

Attendees: Ranell Brown, Nancy McClafin, Vivian Agudelo, Shiann Hogan, Julie Soto, Sarah Collard, Vanessa Mayer, Deanna Bay, Emi Botzler Rodgers, Paul Bugnacki, Connie Smith, Miguel Rodriguez, Laura Burch, Tiffany Armstrong, Barbara Longo, Jenine Miller, April Giambra, Cammie Noah, Christina Marlow, Catherine Condon, Cassandra Eslami, Julie Freitas, Emily Cowan, Jayme Bottke, Sharon Sousa, Scott Kennelly, Lea Salas, Joe Hallett, Eloise Jones, Tony Hobson, Kelly Miner-Gann, Rick Bingham, Shawne Corley, Scott Genschmer, Amy Ellis, Sheryll Prinz-McMillan, Elise Jones, Chrissy Andrus, Will Gayowski, Cody Milner, Lisa Beck, Nancy Starck, Kayleigh Emry, Jordan Hall, Jessica McGill, Amber Westphal, Catherine Condon, Philip Hernandez, Brandon Yadi, Stephanie Wilson, Carina Monroy

Materials- available on Sharefile

- Policy Grid
- Annual MOU reporting
- MOU meeting outcomes

Topic	Description
MCP/ BHP Obligations	<p><u>Oversight Responsibility</u></p> <ul style="list-style-type: none"> i. Meet at least quarterly, as required. ii. Report on MCP’s compliance officer no less frequently than quarterly. MCP’s compliance office is responsible for MOU compliance oversight reports as part of MCP’s compliance program and must address any compliance deficiencies in accordance with MCP compliance program policies.
Training and Education	<ul style="list-style-type: none"> • DMC-ODS policies and procedures, and with clinical practice standards. <ul style="list-style-type: none"> • Where do counties feel gaps remain in workflows? • Are there any areas where Partnership can provide assistance and training?

Screening, Assessment, and Referrals	Partnership policy changes <ul style="list-style-type: none"> • MPBP-8003 – Mental Health Services • MPBP-8007 – Screening & Treatment for SUD • MPBP-8011 – Scope of Primary Care – BH Indications SUD screening & intervention data
Care Coordination and Collaboration	Partnership Policies & Procedures (for reference only) <p>MCUP3101: Screening and Treatment for Substance Use Disorder</p> <p>MPCP2017: Scope of Primary Care – Behavioral Health and Indications for Referral Guidelines</p> <p>MCCP2032 CalAIM ECM</p> <p>MCUP3142 Community Supports</p> ECM & CS Data for FY25/26- Q1 CalAIM KPI Summary ECM Services Community Supports Services
Quality Improvement	MCP Update: Behavioral Health Access Line
Data Sharing and Confidentiality	Closed loop referrals – Sonoma County discussion item
Dispute Resolution	The parties must agree to dispute resolution procedures in the event any dispute or difference of opinion arises regarding which Party is responsible for service coverage arising out of or relating to the MOU.
Walk-on Items	
Topics for Next Meeting	



SUD Quarterly Meeting

DMC-ODS & State Plan Counties

FY25/26 Quarter 2

November 20, 2025

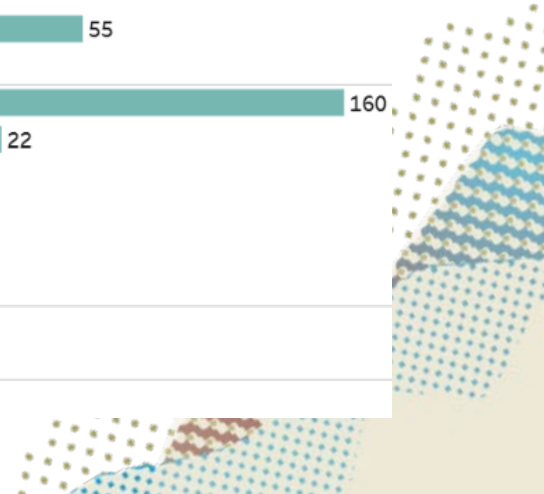
Agenda - Welcome!

- Partnership policy changes
 - MPBP-8003 – Mental Health Services
 - MPBP-8007 – Screening & Treatment for SUD
 - MPBP-8011 – Scope of Primary Care – BH Indications
- Care Coordination
 - CalAIM services
 - Enhanced Care Management services
 - Community Supports
 - SUD referrals
- Partnership Behavioral Health Access Line
 - Closed loop referrals – Sonoma County discussion item



CaAIM – FY25/26 Q1

		Number of Members Served by Service and County			
		Enhanced Care Management 17,726	Community Supports 12,845	Street Medicine 428	Community Health Worker 447
AUBURN REGION	PLACER	604	565		77
	NEVADA	175	418		50
	PLUMAS	111	36		
	SIERRA	24	5		
CHICO REGION	BUTTE	1,824	1,894		48
	YUBA	988	679	2	7
	SUTTER	874	516		1
	GLENN	278	233		4
	COLUSA	311	240		2
EUREKA REGION	HUMBOLDT	1,442	749	11	3
	MENDOCINO	878	569	56	
	LAKE	540	669	4	1
	DEL NORTE	180	82		
FAIRFIELD REGION	SOLANO	1,271	930	10	1
	YOLO	862	513	80	55
	NAPA	449	259	33	
REDDING REGION	SHASTA	2,446	1,969	33	160
	TEHAMA	461	561		22
	SISKIYOU	255	129		4
	TRINITY	91	65		5
	LASSEN	57	70		1
	MODOC	75	25		
SANTA ROSA REGION	SONOMA	2,686	1,369	89	4
	MARIN	932	373	110	2



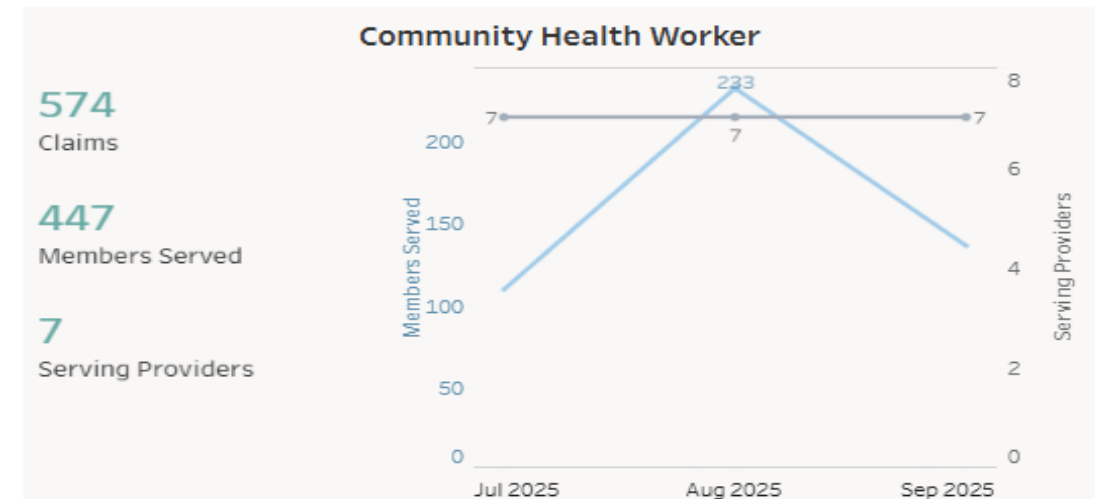
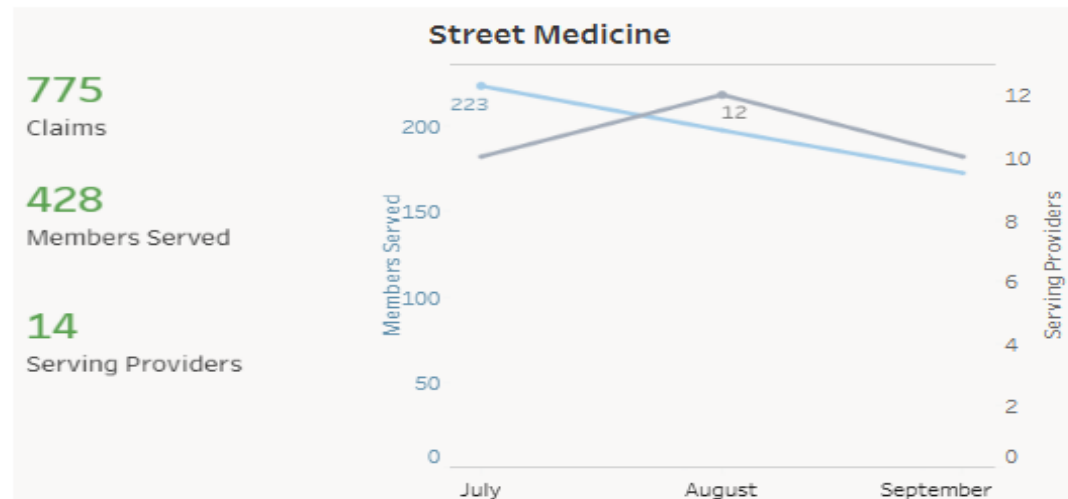
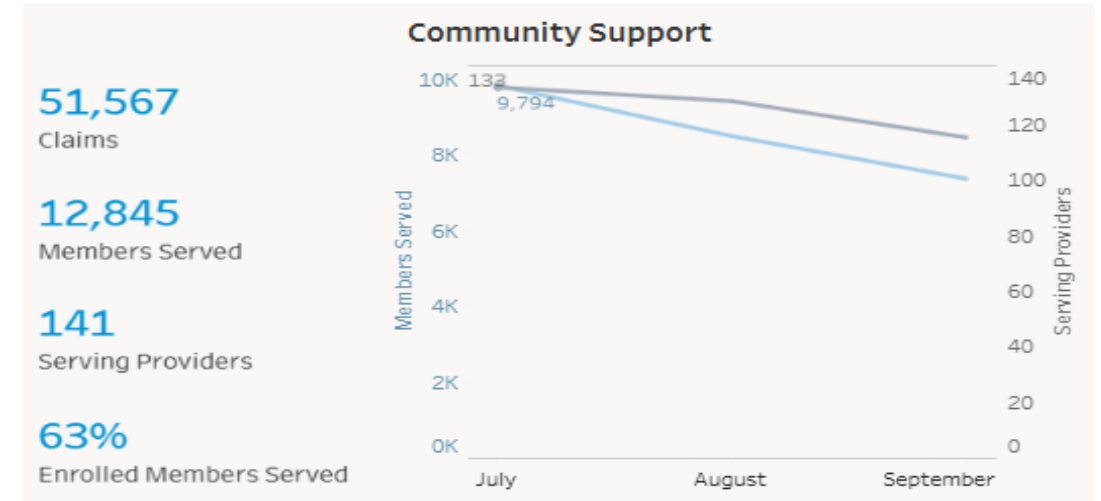
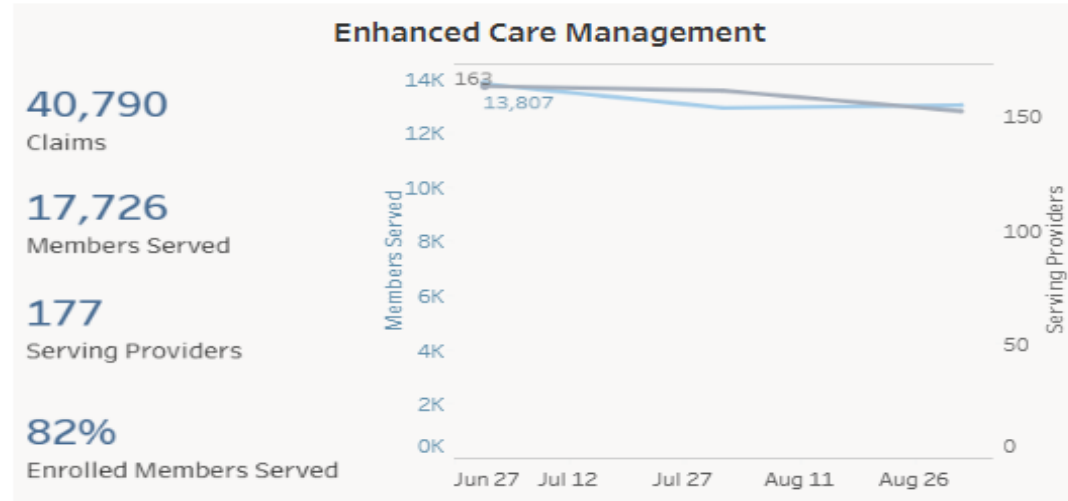
CaAIM – FY25/26 Q1



CaAIM KPI Summary

Utilization, enrollment, and provider metrics on CaAIM services related to Enhanced Care Management, Community Support, Street Medicine, and Community Health Workers

Members Served # Serving Providers



ECM – FY25/26 Q1

Enhanced Care Management by County and Population of Focus

Number of claims, members enrolled, and members served for Enhanced Care Management (ECM) overtime, by county, and by ECM population of focus (POF)



21,546

ECM Enrolled Members

17,726

Members Served

40,790

Claims

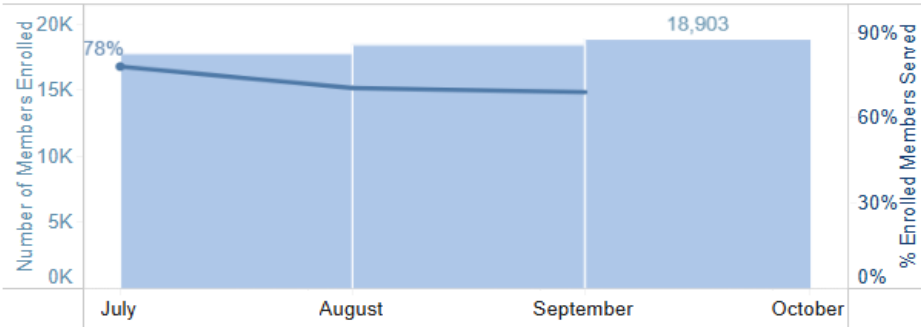
82%

Enrolled Members Served

177

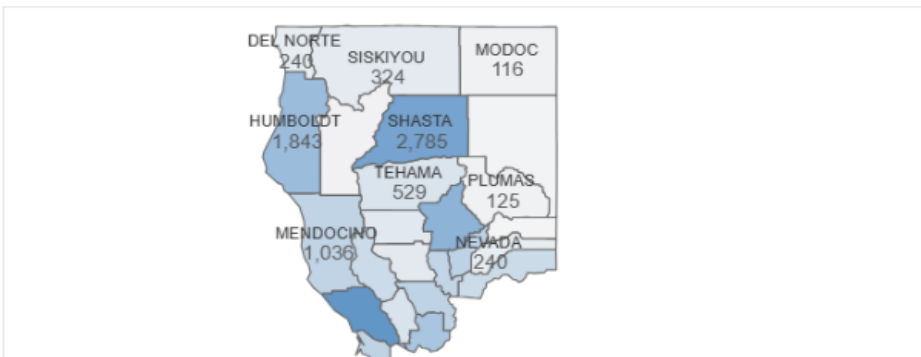
Serving Providers

Trend of Number of Members Enrolled and Percent of Enrolled Members Served



Number of Members Enrolled by County

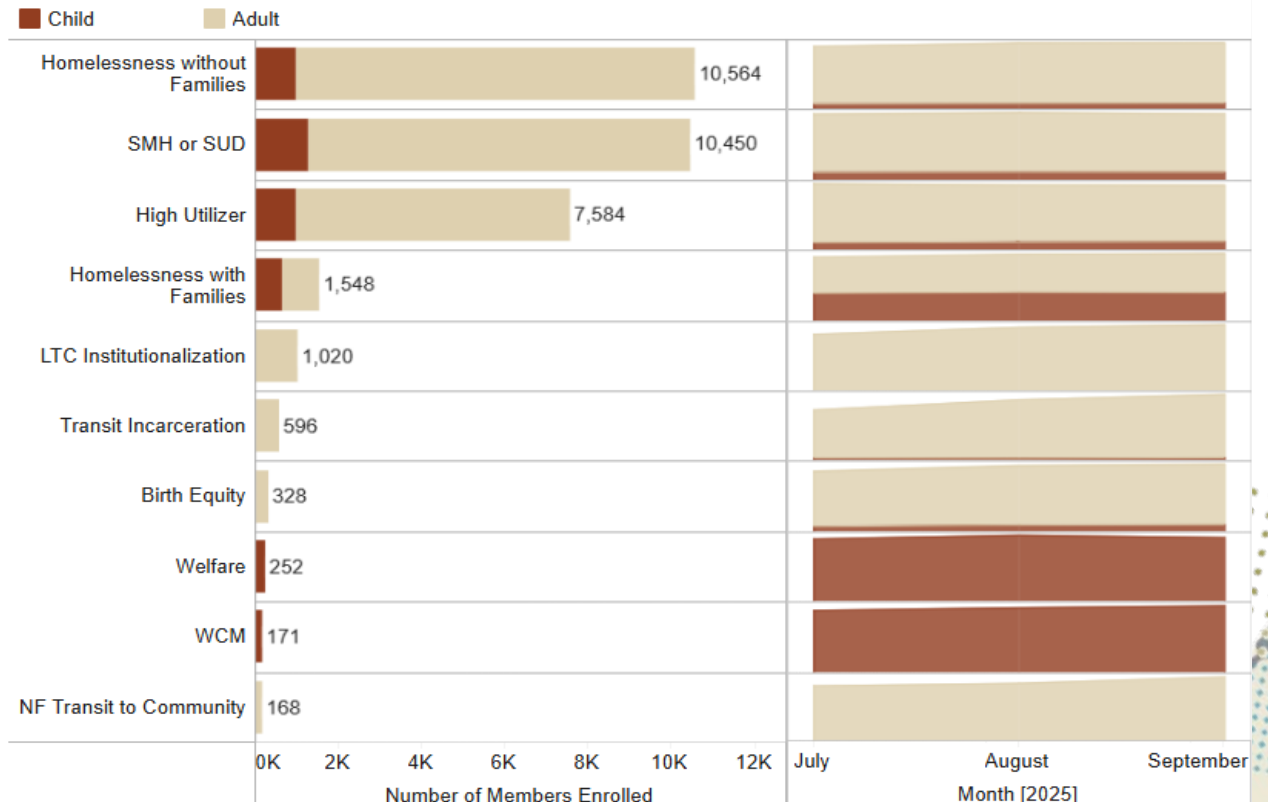
Select a County on the map to filter the dashboard by County



28 3,339

Number of Members Enrolled by Population of Focus (POF)

Select a POF on the chart to filter the dashboard by POF



Community Supports – FY25/26 Q1

Community Supports by County and Support Type

Number of claims, members enrolled, and members served for Community Supports overtime, by county, and by support type



Health Analytics

Last refreshed: 11/17/2025 11:01:12 PM
Data refreshed monthly
Prepared by Jen Kung (JKung@partnershiphp.org)

20,522

Enrolled Members

12,845

Members Served

51,567

Claims

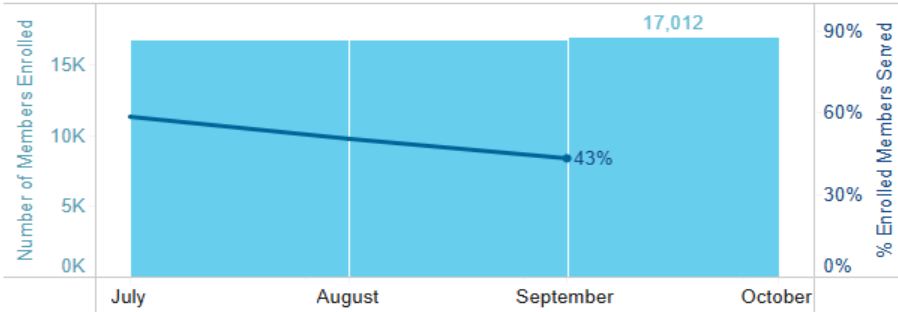
63%

Enrolled Members Served

141

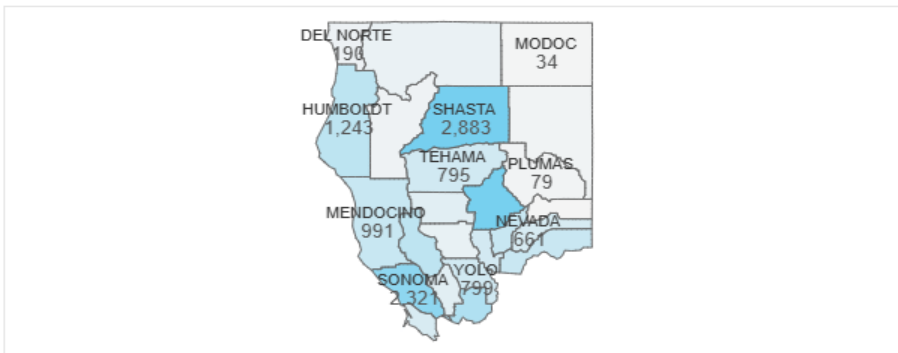
Serving Providers

Trend of Number of Members Enrolled and Percent of Enrolled Members Served



Number of Members Enrolled by County

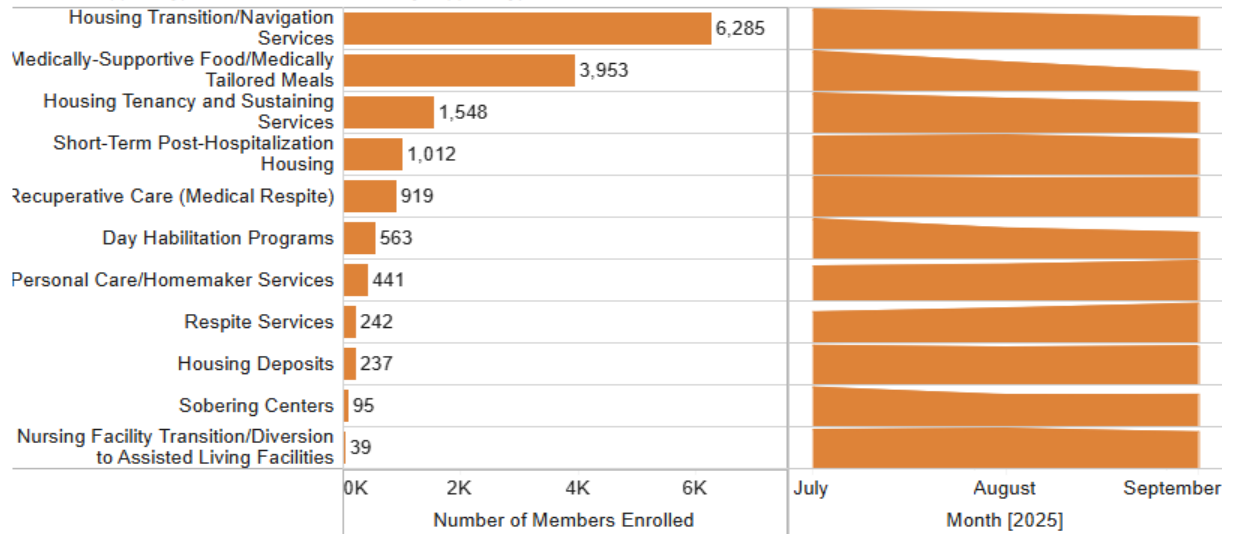
Select a County on the map to filter the dashboard by County



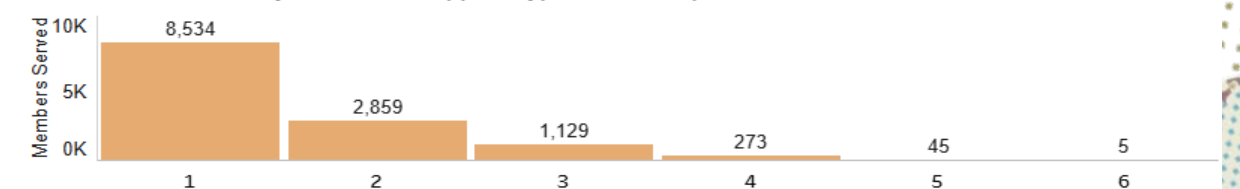
12 2,883

Number of Members Served by Support Type

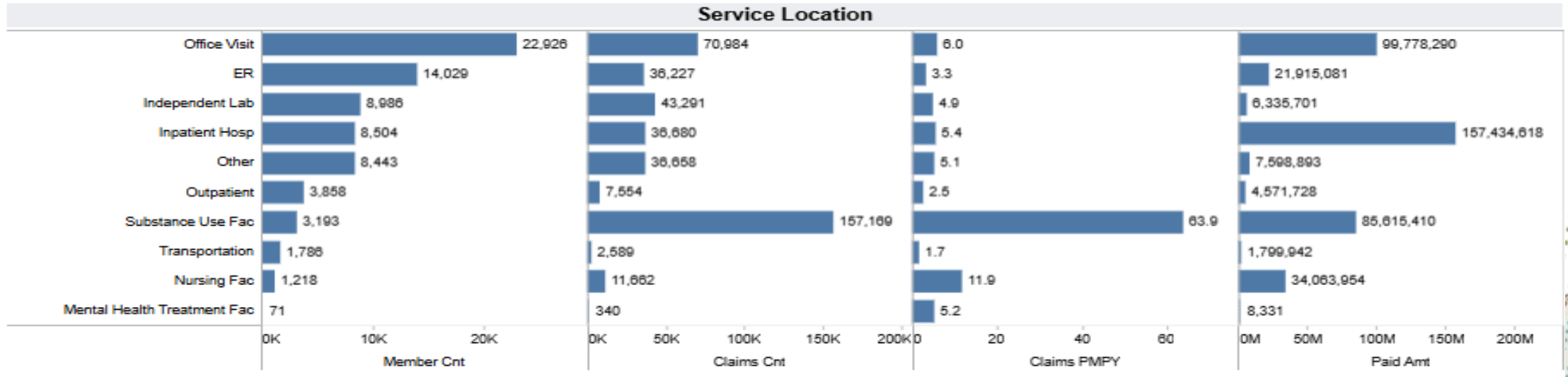
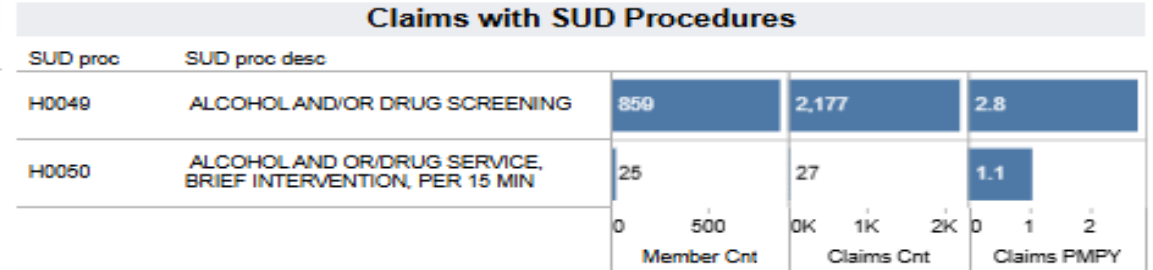
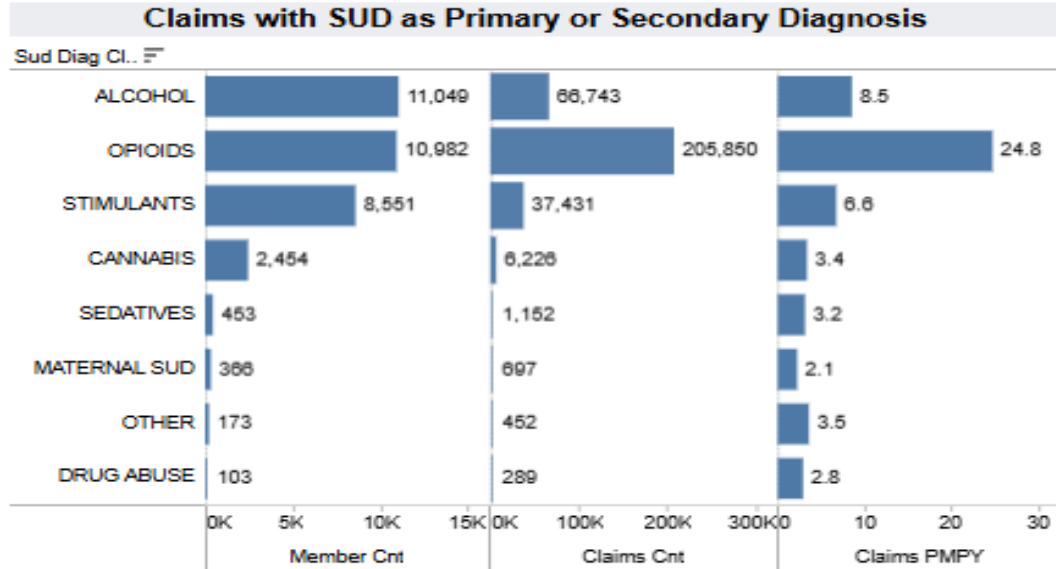
Select a Support Type to filter the dashboard by Support Type



Number of Members by Number of Support Types Received per Member



SUD – FY25/26 Q1



BH Access Line

- The Partnership Behavioral Health Access line has replaced the previous call center activities managed by Carelon
- What is different?
 - The staff answering the calls that come into 855-765-9703 are Partnership employees
 - Staff will screen members and assist with connecting with counties or providers depending on the service delivery in the county assignment
- Goal: to screen and connect members to the treatment services they need, and provide closed loop referral data where available

